

Reception area

The first station is the full branded reception area, where there will be virtual hostesses to welcome the guests and to answer their questions



Main Stage

Session Room

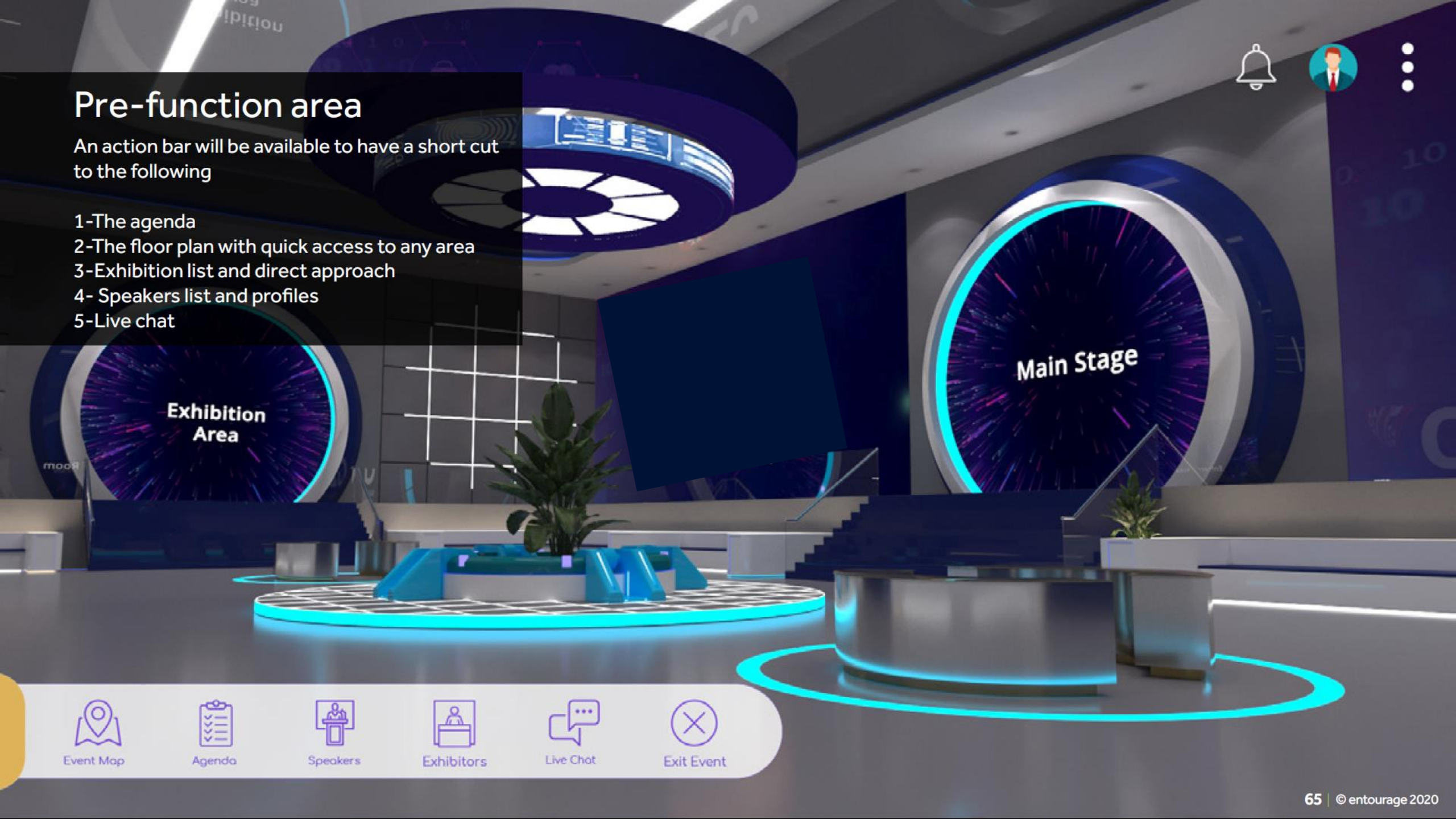
Pre-function area

- Guests will be moving to the branded Pre-function area where they can interact, chat and network with each other
- The branding can contain videos and still images


Pre-function area

An action bar will be available to have a short cut to the following

- 1-The agenda
- 2-The floor plan with quick access to any area
- 3-Exhibition list and direct approach
- 4- Speakers list and profiles
- 5-Live chat



Event Map



Agenda



Speakers



Exhibitors



Live Chat



Exit Event



26th Floor Room



m Stage

Session Room



Welcome to Live Chat



Hello, How can I help you?



SAUDI ARABIA

Nibh ac hendrerit ornare, lectus metus hendrerit nunc, ac porta dolor tortor sit amet ipsum. Nullam efficitur sodales massa, ut egetas neque dapibus dapibus. Cras erat est, aliquet et sem non, tristique laoreet eros. Sed in nulla et ipsum accumsan suscipit.



Nibh ac hendrerit ornare, lectus metus hendrerit nunc, ac porta dolor tortor sit amet ipsum.

Type your message here



One on one meeting room

A private one-on-one video meeting room with up to 5 attendees and a huge screen where guests can share their presentations or videos



Main stage

Screen

Choose your seats

Guests can choose their seats

Different views are available as below:

1. Seat perspective
2. Front stage view
3. Full screen view

Guest can change between the views





Workshops area

Different workshops are available, each work shop has a special media server

The agenda of each workshop can be displayed on the workshop outside screen

Workshops area




Workshops option 1

Class Room Setup



Workshops option 4

Theatre Setup





eve



0:00:08

CUSTOMIZABLE AND FULLY BRANDED STANDS

0:01:13

